


## Class H(K), J and R modular ferrule fuse blocks



### Product description:

HM Class H(K) JM Class J and RM Class R modular ferrule fuse blocks for fuses up to 60 amps.

These new Bussmann fuse blocks contain multiple features that increase versatility, reduce labor and enhance safety for any panel or electrical system design.

### Features and benefits:

- Available in 1-, 2-, and 3-pole configurations to meet stocking requirements.
- To reduce inventory, assembly time and labor, modular single-pole blocks snap-together for tool-less assembly of multiple poles at point of use.
- DIN-Rail and panel mount versatility allows one product to be used for multiple applications with lower inventory cost.
- Save panel space with the smallest width dimension on the market.
- Optional see-through, IP20 finger-safe covers enhance safety with lock-out/tag-out capability.
- Optional open fuse indication on covers speeds troubleshooting.
- Easy circuit identification with available universal marker labels for blocks and covers.

**Specifications**

**Ratings:**

- Volts            Class H 250V, 600V  
                    Class J 600V  
                    Class R 250V, 600V
- Amps            up to 60A
- Withstand    Class J and R 200kA RMS Sym  
                    Class H(K) 10kA RMS Sym

**Agency information:**

**Blocks:**

- UL Listed E14853 - IZLT
- CSA Certified 47235-6225-01
- CE
- RoHS Compliant
- Conflict mineral free
- REACH declaration available upon request

**Covers:**

- UL Listed E58836 - JDVS
- CSA Certified 47235-6225-01
- RoHS Compliant
- REACH declaration available upon request

**Poles:**

- 1-, 2-, 3-pole units factory assembled
- Single-pole units snap together to create desired number of poles

**Flammability ratings:**

- Blocks — UL 94V0, self-extinguishing
- Covers — UL 94HB, self-extinguishing

**Operating and storage temperature range:**

- Blocks                    -40°C to +120°C
- Non-Indicating covers -40°C to +120°C
- Indicating covers      -20°C to +90°C\*

\* Indication requires minimum 90Vac/dc and closed circuit to illuminate.

**Materials:**

- Base — Thermoplastic
- Terminals — Tin-plated copper brass
- Covers — Thermoplastic



**Recommended Bussmann fuses:**

**Class H(K)**

- Basic protection general purpose 250V NON, data sheet 1030
- Basic protection general purpose 600V NOS, data sheet 1030

**Class J**

- Ultimate protection Low-Peak LPJ time-delay fuses, data sheet 1006
- Advanced protection Limitron JKS fast-acting fuses, data sheet 1026

**Class R**

- Ultimate protection Low-Peak LPN 250V time-delay, data sheet 1003
- Ultimate protection Low-Peak LPS 600V time-delay, data sheet 1001
- Advanced protection Limitron KTN-R 250V fast-acting, data sheet 1043
- Advanced protection Limitron KTS-R 600V fast-acting, data sheet 1044
- Advanced protection energy efficient Fusetron FRN 250V time-delay, data sheet 1019
- Advanced protection energy efficient Fusetron FRS, 600V time-delay, data sheet 1017

**Recommended Bussmann DIN-Rail end stops:**

- Part No. BRKT-ND
- Part No. BRKT-NDSCREW2

**Marker labels:**

- Use Bussmann part number TM26CB

**Table 1. Terminals, conductors and torque values**

Terminal type	AWG type/range	Torque	
		AWG	Lb-in (N·m)
Box Lug ("CR" Option)	75°C CU 2-14, AL 2-8	2-3;	50 (5.6)
		4-6;	45 (5.1)
		8;	40 (4.5)
		10-14;	35 (4.0)
All other terminals*	75/90°C CU 10-18	10-18;	20 (2.3)

\* 3/16" Quick Connect terminal maximum ampacity dependent on female spade connector and wire ratings.

**Table 2. Class H fuse block catalog numbers**

Box lug	Terminal type			Volts	Fuse amp range	Poles
	#10-32 Phil-slot screw	Screw with quick-connect*	Pressure plate			
HM25030-1CR	HM25030-1SR	HM25030-1QR	HM25030-1PR	250	1/2 to 30	1
HM25030-2CR	HM25030-2SR	HM25030-2QR	HM25030-2PR			2
HM25030-3CR	HM25030-3SR	HM25030-3QR	HM25030-3PR			3
HM25060-1CR	—	—	—	250	31 to 60	1
HM25060-2CR	—	—	—			2
HM25060-3CR	—	—	—			3
HM60030-1CR	HM60030-1SR	—	HM60030-1PR	600	1/2 to 30	1
HM60030-2CR	HM60030-2SR	—	HM60030-2PR			2
HM60030-3CR	HM60030-3SR	—	HM60030-3PR			3
HM60060-1CR	—	—	—	600	31 to 60	1
HM60060-2CR	—	—	—			2
HM60060-3CR	—	—	—			3

\* 3/16" Quick Connect terminal maximum ampacity dependent on female spade connector and wire ratings.

**Table 3. Class H block covers**

Fuse block series	Volts	Amp range	Catalog numbers	
			Indicating	Non-indicating
HM25030-#XX	250	1/2 to 30	CVRI-RH-25030	CVR-RH-25030
HM25060-#XX		31 to 60	CVRI-RH-25060	CVR-RH-25060
HM60030-#XX	600	1/2 to 30	CVRI-RH-60030	CVR-RH-60030
HM60060-#XX		31 to 60	CVRI-RH-60060	CVR-RH-60060

# = number of poles  
XX = terminal type



**Table 4. Class R fuse block catalog numbers**

Box lug	Terminal type			Volts	Fuse amp range	Poles
	#10-32 Phil-slot screw	Screw with quick-connect	Pressure plate			
RM25030-1CR	RM25030-1SR	RM25030-1QR	RM25030-1PR	250	1/2 to 30	1
RM25030-2CR	RM25030-2SR	RM25030-2QR	RM25030-2PR			2
RM25030-3CR	RM25030-3SR	RM25030-3QR	RM25030-3PR			3
RM25060-1CR	—	—	—	250	31 to 60	1
RM25060-2CR	—	—	—			2
RM25060-3CR	—	—	—			3
RM60030-1CR	RM60030-1SR	—	RM60030-1PR	600	1/2 to 30	1
RM60030-2CR	RM60030-2SR	—	RM60030-2PR			2
RM60030-3CR	RM60030-3SR	—	RM60030-3PR			3
RM60060-1CR	—	—	—	600	31 to 60	1
RM60060-2CR	—	—	—			2
RM60060-3CR	—	—	—			3

\* 3/16" Quick Connect terminal maximum ampacity dependent on female spade connector and wire ratings.

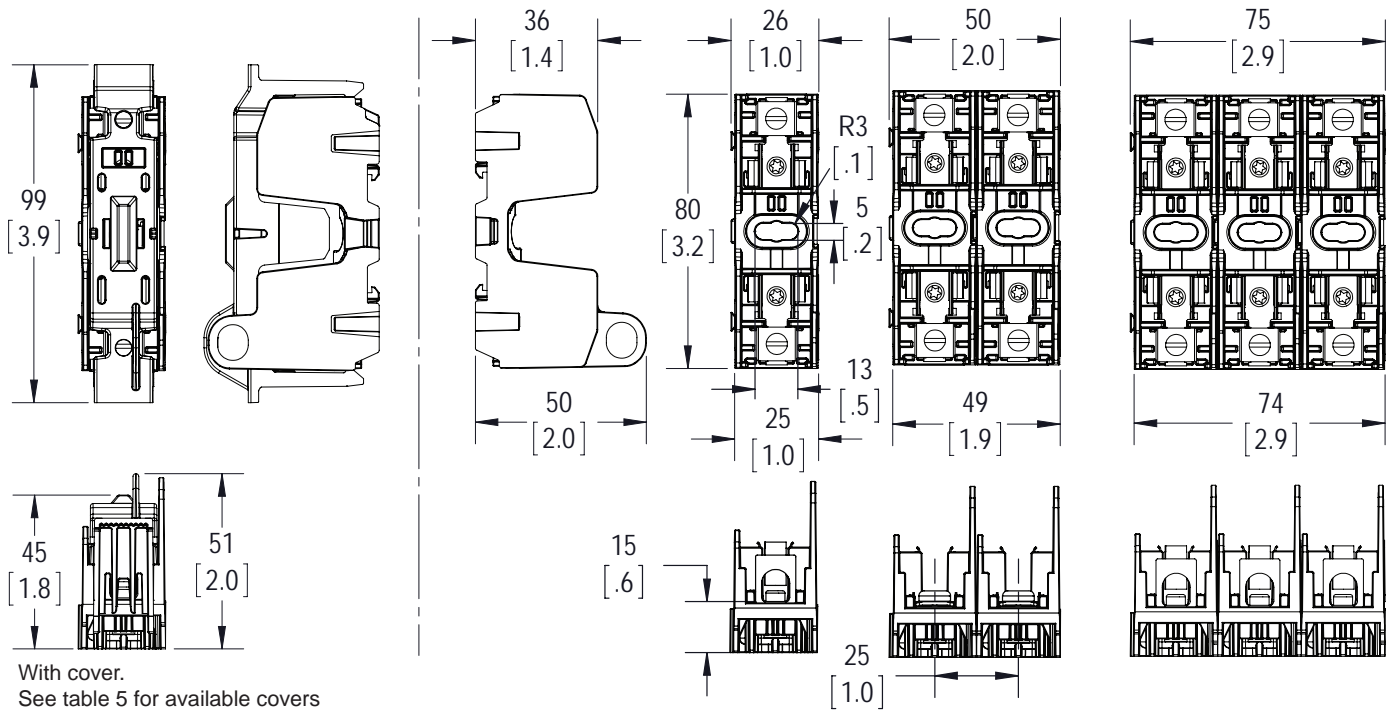
**Table 5. Class R block covers**

Fuse block series	Volts	Amp range	Catalog numbers	
			Indicating	Non-indicating
RM25030-#XX	250	1/2 to 30	CVRI-RH-25030	CVR-RH-25030
RM25060-#XX		31 to 60	CVRI-RH-25060	CVR-RH-25060
RM60030-#XX	600	1/2 to 30	CVRI-RH-60030	CVR-RH-60030
RM60060-#XX		31 to 60	CVRI-RH-60060	CVR-RH-60060

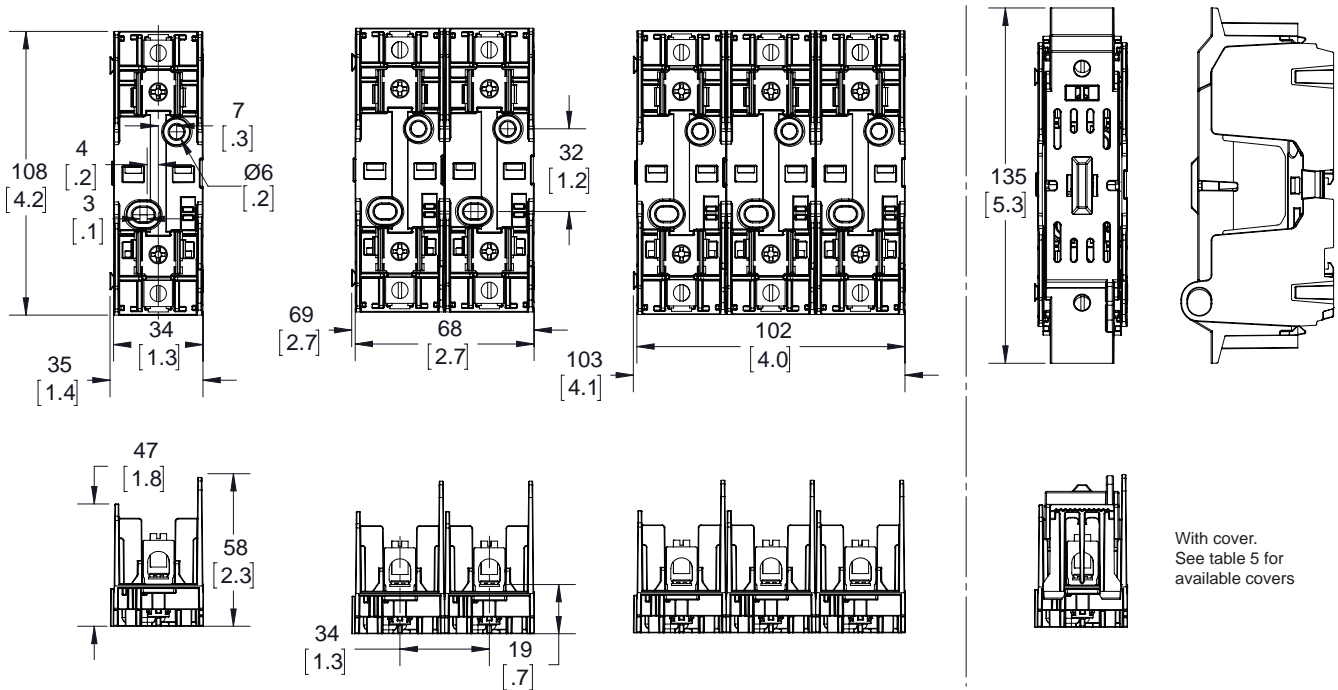
# = number of poles  
XX = terminal type



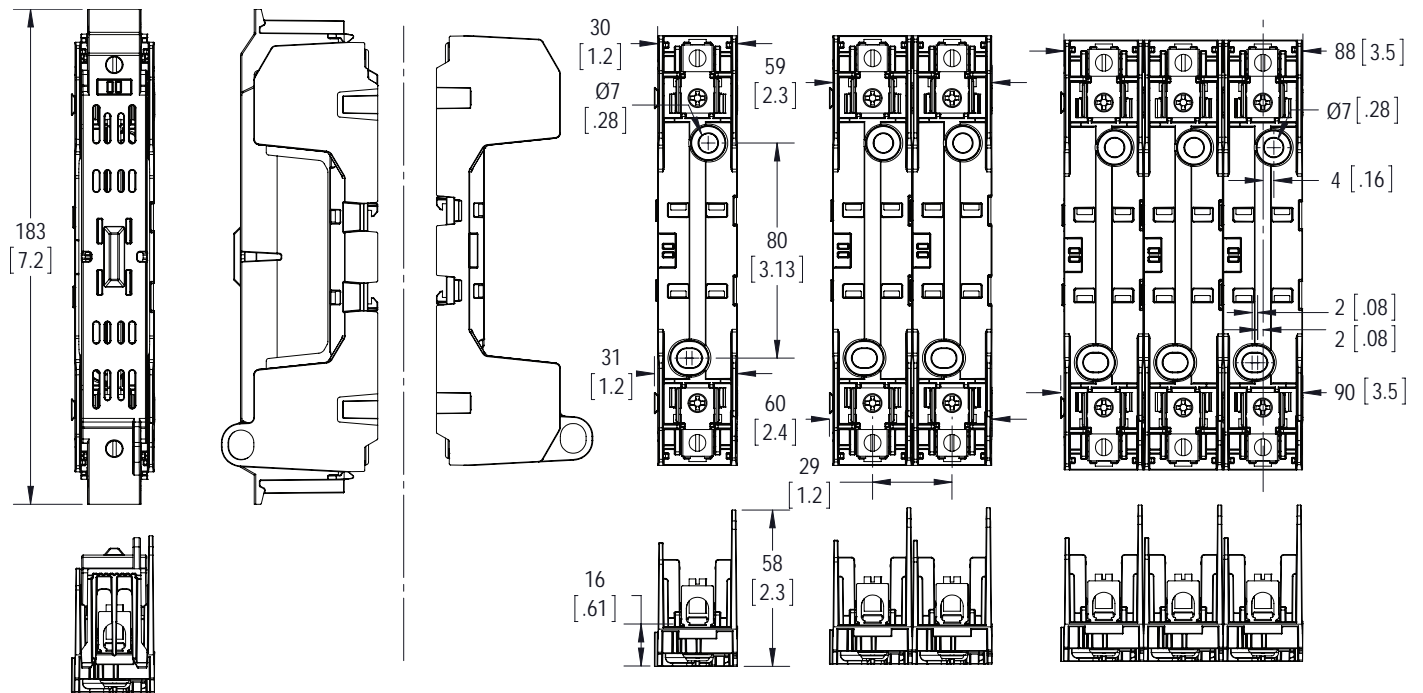
**Class H(K) and R 250V - 30A block dimensions - mm (in)**



**Class H(K) and R 250V - 60A block dimensions - mm (in)**

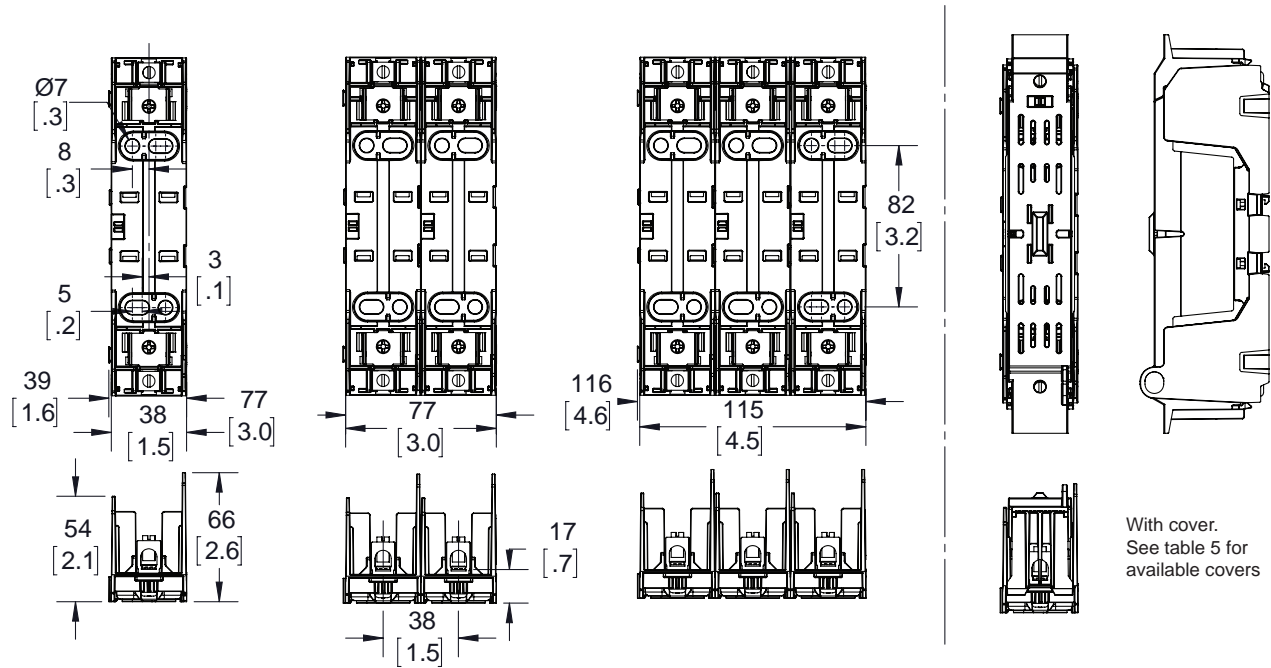


**Class H(K) and R 600V - 30A block dimensions - mm (in)**



With cover.  
See table 5 for available covers

**Class H(K) and R 600V - 60A block dimensions - mm (in)**



With cover.  
See table 5 for available covers

**Table 6. Class J fuse block catalog numbers**

Box lug	Terminal type		Volts	Fuse amp range	Poles
	#10-32 Phil-slot screw	Pressure plate			
JM60030-1CR	JM60030-1SR	JM60030-1PR	600	1/2 to 30	1
JM60030-2CR	JM60030-2SR	JM60030-2PR			2
JM60030-3CR	JM60030-3SR	JM60030-3PR			3
JM60060-1CR	—	—	600	31 to 60	1
JM60060-2CR	—	—			2
JM60060-3CR	—	—			3

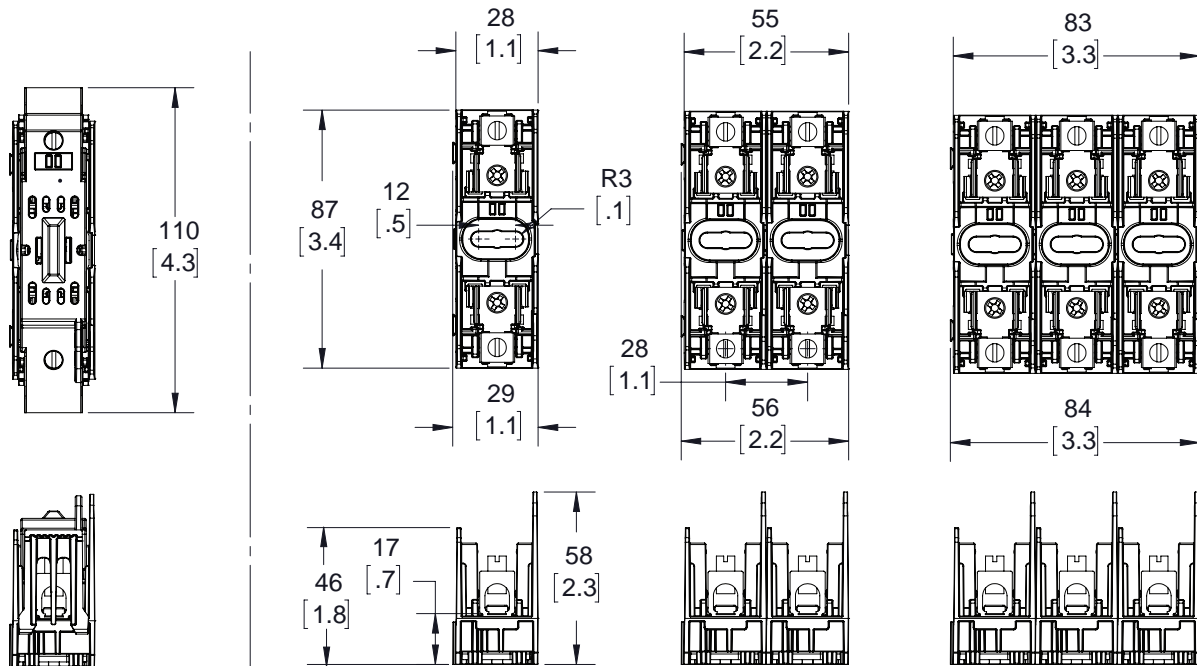
**Table 7. Class J block covers**

Fuse block series	Volts	Amp range	Catalog numbers	
			Indicating	Non-indicating
JM60030-#XX	600	1/2 to 30	CVRI-J-60030	CVR-J-60030
JM60060-#XX		31 to 60	CVRI-J-60060	CVR-J-60060

# = number of poles  
 XX = terminal type

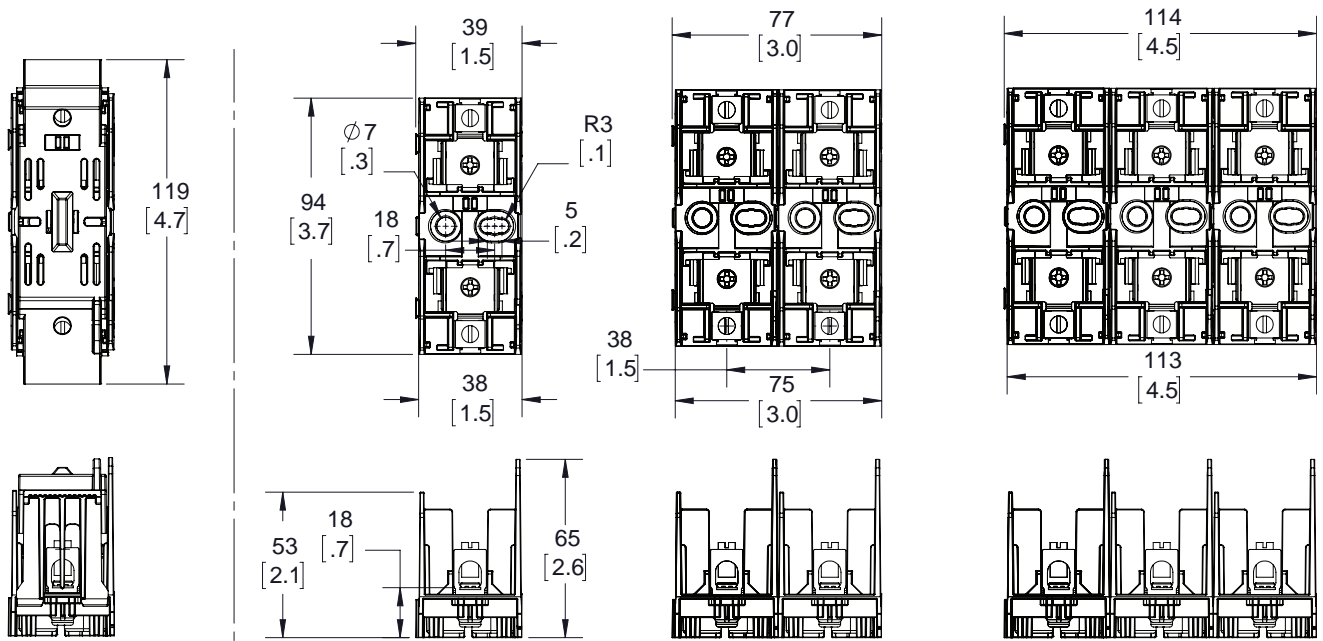


**Class J - 30A block dimensions - mm (in)**



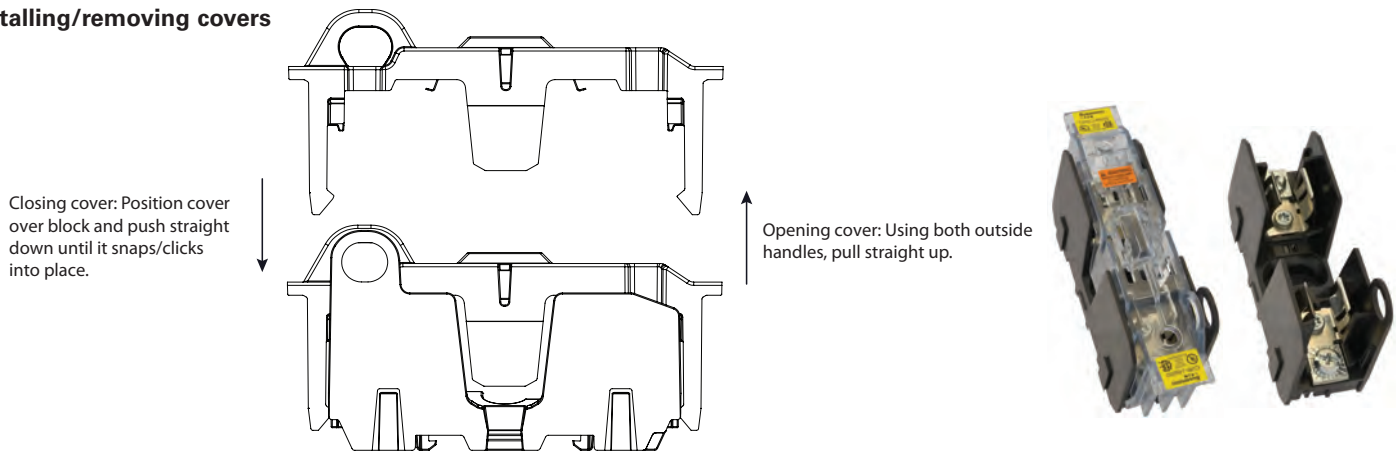
With cover.  
See table 5 for available covers.

**Class J - 60A block dimensions - mm (in)**

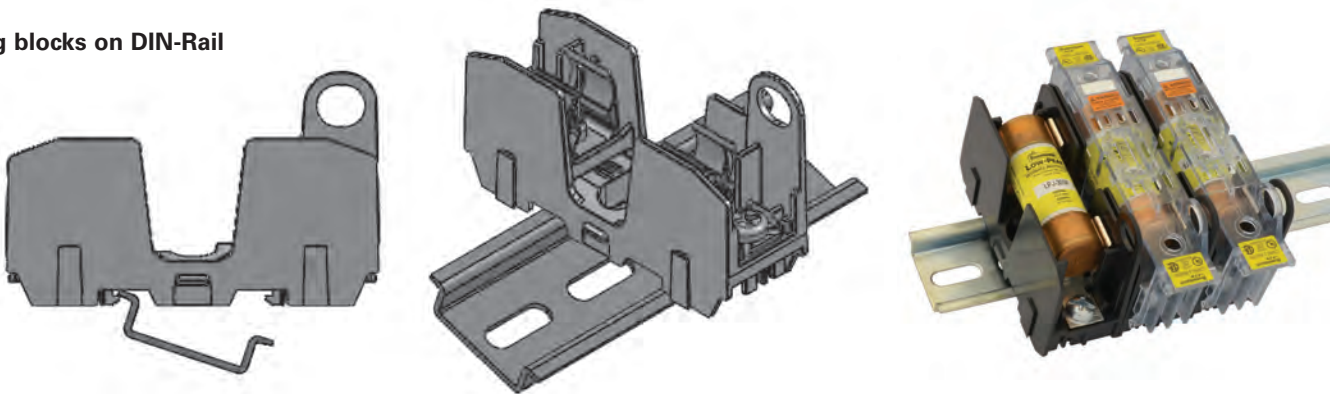


With cover.  
See table 5 for available covers.

**Installing/removing covers**



**Installing blocks on DIN-Rail**



Place one edge of DIN-Rail in fuse block base, then rotate block down until it clicks into place.

The only controlled copy of this Data Sheet is the electronic read-only version located on the Bussmann Network Drive. All other copies of this document are by definition uncontrolled. This bulletin is intended to clearly present comprehensive product data and provide technical information that will help the end user with design applications. Bussmann reserves the right, without notice, to change design or construction of any products and to discontinue or limit distribution of any products. Bussmann also reserves the right to change or update, without notice, any technical information contained in this bulletin. Once a product has been selected, it should be tested by the user in all possible applications.

**Eaton's Bussmann Business**  
114 Old State Road  
Ellisville, MO 63021  
United States  
www.bussmann.com



© 2014 Eaton  
All Rights Reserved  
Publication No. 10289 - BU-SB14607  
November 2014

Eaton is a registered trademark.  
All other trademarks are property  
of their respective owners.